



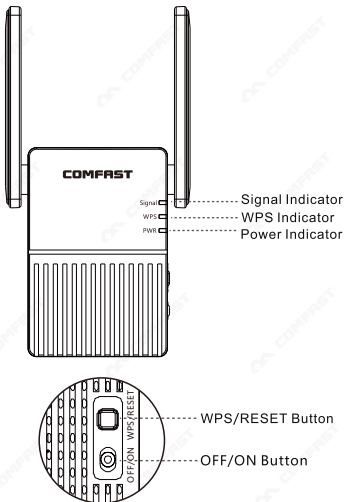
## Quick Installation Guide



Wireless Extender/Repeater  
M0305303 Version:V1.0

# 1 The Product Description

## 1.1、Description of product interface indicator :




## 2 Product Installation

2.1、Power on the device, then wait for 90 seconds. Please connect your phone to WiFi SSID.  
(Defaults: COMFAST-XXXX-2G/5G)



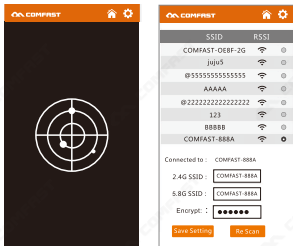
2.2、Please enter 192.168.10.1 in the browser, then input "admin" and your password.



 | admin

SET PASSWORD

2.3、The repeater wifi scan page will appear automatically after password setting. Choose the wifi SSID to booster, then input the password of this wifi SSID.



2.4、Reconnect the phone to access the Internet. Password is the password of upper router. The SSID will add "-2G/5G" of the upper router SSID.



### 3 FAQ

Q: Can not access to internet after setting?

A: If indicator is off, it means the setting fails.

Please check if the password is correct, and enter the correct one.

Q: Low speed after setting?

A: Please check the status of indicators:

Blue--Strong signal

Red--Weak signal

The distance between router and repeater is too far, please adjust the position of the wifi repeater.

**How to reset:** Please wait 1 minute to restart after the device power on. Then press the reset button for 6-7 seconds, the indicator will flicker one time, now release the button, waiting for system to reset.

**WPS:** Please press the WPS button, the light will flicker for 120 seconds till the client connected. WPS only support mobile phone(Apple is not supported)

#### Certificate Of Qualification

Quality Inspector

Production Date

Executive Standard



YD/T 1965-2009

# Maintenance Regulations

Dear Valued Clients,

Thank you for purchasing a **COMFAST** products and service to protect your rights, please read the following maintenance regulations.

**The following does not belong to free maintenance ,our company can provide paid service ,please note:**

- Failure to require the installation manual , use ,maintenance, storage lead to product failure or damage;
- Beyond the limited warranty , the warranty period;  
Unauthorized alteration, tearing up the product bar code;
- Without authorization to change the settings file or inherent disassemble without authorization;
- Unexpected factors or human actions lead to product damage, such as improper input voltage, temperature, watermechanical damage, break, rust or serious oxidation of product ,etc;
- Other non-product itself, design ,technology,manufacturing, quality and other quality problems caused by the failure damage.

# Quick Installation Guide

## Statement

**Shenzhen Four Seas Global Link Network  
Technology CO.,Ltd.Company  
all rights reserved.**

Without ours official writ permission, no unit or individual shall be copied, reproduced, transcribed or translated in part or whole book. In any form or by any means(electronic,mechanical,printing,recording or other possible means)or for the propagation of goods any commercial, profitable purposes.

**COMFAST** is the registered trademark of Shenzhen Four Seas Global Link Network Technology Co.,Ltd.Company. All other trademarks or registered trademarks mentioned in this document, by respective owners.

Product specifications and information mentioned in this manual are for reference on subject to updates without notice. Unless there are other special agreed, this manual is used only as a user guide. All statements, information, etc. are not constitute any form of guarantee

Manufacturer: Shenzhen Four Seas Global Link Network Technology Co.,Ltd.Company

Address: Room 607-610,Block B Tao JINDI Electronic Business Incubation Base, Tenglong Road, Longhua District, Shenzhen, China

Hotline: +86 755 83790059

Website: [en.comfast.com.cn](http://en.comfast.com.cn)